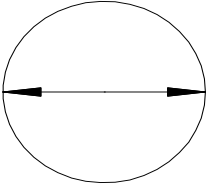
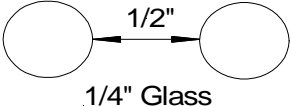
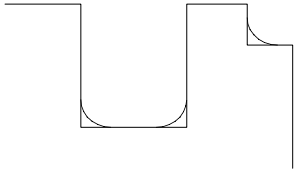
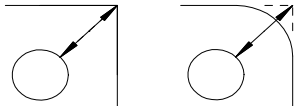


Minimum Hole Diameter	Glass Thickness		Equal to Glass Thickness	
		1/8"	3mm	1/8"
	5/32"	4mm	5/32"	4mm
	3/16"	5mm	3/16"	5mm
	1/4"	6mm	1/4"	6mm
	3/8"	10mm	3/8"	10mm
	1/2"	12mm	1/2"	12mm
	3/4"	19mm	3/4"	19mm

Minimum Distance From Rim of Hole to Edge of Glass	Glass Thickness		Twice the Glass Thickness	
		1/8"	3mm	1/4"
	5/32"	4mm	5/16"	8mm
	3/16"	5mm	3/8"	10mm
	1/4"	6mm	1/2"	12mm
	3/8"	10mm	3/4"	19mm
	1/2"	12mm	1"	25mm
	3/4"	19mm	1-1/2"	38mm

Minimum Distance From Rim of Hole to Rim of Adjacent Hole	Glass Thickness		Twice the Glass Thickness	
		1/8"	3mm	1/4"
	5/32"	4mm	5/16"	8mm
	3/16"	5mm	3/8"	10mm
	1/4"	6mm	1/2"	12mm
	3/8"	10mm	3/4"	19mm
	1/2"	12mm	1"	25mm
	3/4"	19mm	1-1/2"	38mm

Minimum Inside Radius	Glass Thickness		Equal to Glass Thickness	
		1/8"	3mm	1/8"
	5/32"	4mm	5/32"	4mm
	3/16"	5mm	3/16"	5mm
	1/4"	6mm	1/4"	6mm
	3/8"	10mm	3/8"	10mm
	1/2"	12mm	1/2"	12mm
	3/4"	19mm	3/4"	19mm

Minimum Distance From Rim of Hole to Corner	Glass Thickness		6.5 x Glass Thickness	
		1/8"	3mm	13/16"
	5/32"	4mm	1"	25mm
	3/16"	5mm	1-1/4"	31mm
	1/4"	6mm	1-5/8"	41mm
	3/8"	10mm	2-7/16"	62mm
	1/2"	12mm	3-1/4"	83mm
	3/4"	19mm	4-7/8"	124mm